ASSEMBLY: **GR.13** IPE220
Qty.: **1** pcs.
Scale - 1:10

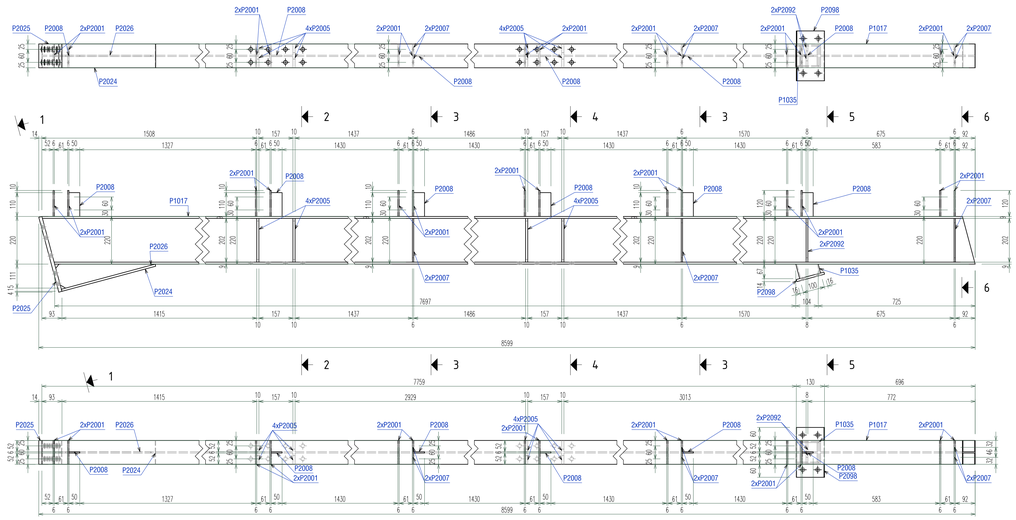

Sect. **1 - 1**
Scale 1:10

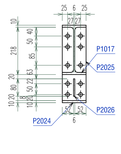

Sect. **2 - 2**
Scale 1:10

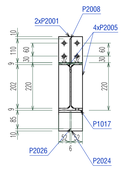

Sect. **3 - 3**
Scale 1:10

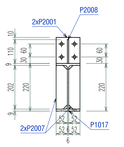

Sect. **4 - 4**
Scale 1:10

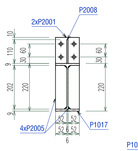

Sect. **5 - 5**
Scale 1:10

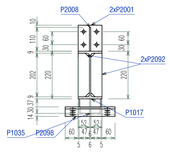

Sect. **6 - 6**
Scale 1:10

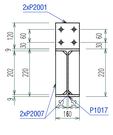

ASSEMBLY: **GR.14** IPE220
Qty.: **1** pcs.
Scale - 1:10

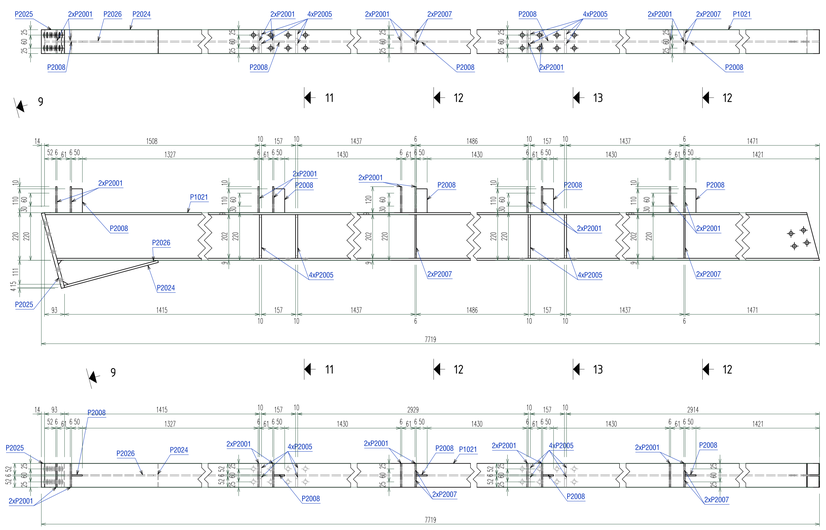

Sect. **9 - 9**
Scale 1:10

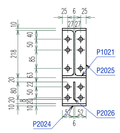

Sect. **11 - 11**
Scale 1:10

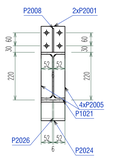

Sect. **12 - 12**
Scale 1:10

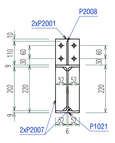

Sect. **13 - 13**
Scale 1:10

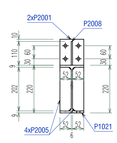

ASSEMBLY: **GR.15** IPE220
Qty.: **1** pcs.
Scale - 1:10

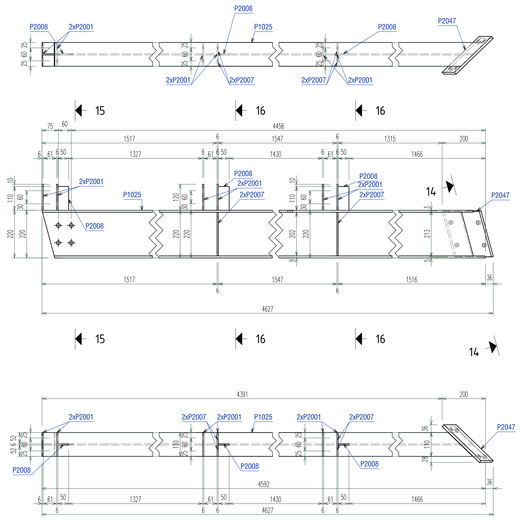

Sect. **15 - 15**
Scale 1:10

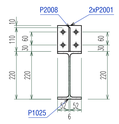

Sect. **16 - 16**
Scale 1:10

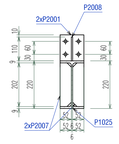

Sect. **14 - 14**
Scale 1:10

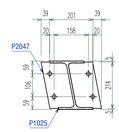

ASSEMBLY: **GR.16** IPE220
Qty.: **1** pcs.
Scale - 1:10

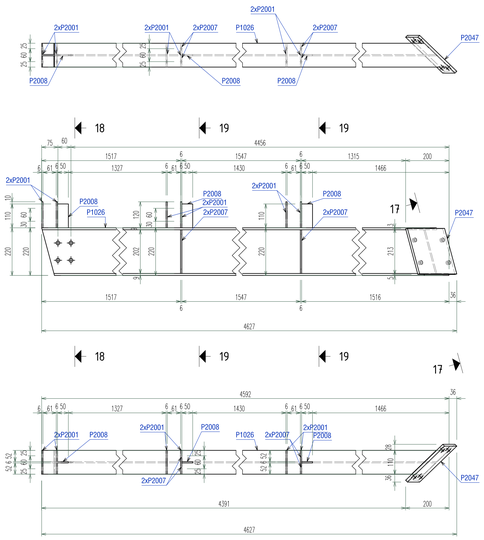

Sect. **18 - 18**
Scale 1:10

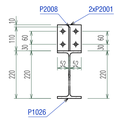

Sect. **19 - 19**
Scale 1:10

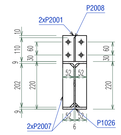

Sect. **17 - 17**
Scale 1:10

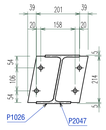

ASSEMBLY: **GR.17** IPE220
Qty.: **1** pcs.
Scale - 1:10

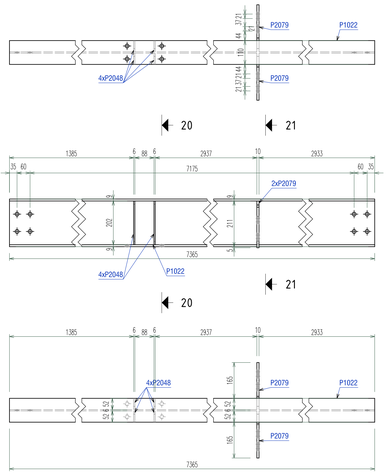

Sect. **20 - 20**
Scale 1:10

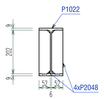

Sect. **21 - 21**
Scale 1:10

Mark	Quantity	Description	Length	Grade	Part weight	Total weight
GR.13	**1**	IPE220				
P1017	1	IPE220	8584	S355	224.91	224.91
P2025	1	PL 15x110x358	358	S355	4.63	4.63
P2024	1	PL 10x110x448	448	S355	3.87	3.87
P2098	1	PL 10x132x230	230	S355	2.38	2.38
P2026	1	PL 6x115x429	429	S355	1.25	1.25
P1035	1	RHS100x5	69	S355	1	1
P2005	8	PL 10x52x202	202	S355	0.81	6.5
P2092	2	PL 8x52x202	202	S355	0.63	1.27
P2001	14	PL 6x110x120	120	S355	0.62	8.7
P2007	6	PL 6x52x202	202	S355	0.48	2.85
P2008	6	PL 6x50x110	110	S355	0.26	1.55
				One assembly weight:		258.92
GR.14	**1**	IPE220				
P1021	1	IPE220	7704	S355	201.86	201.86
P2025	1	PL 15x110x358	358	S355	4.63	4.63
P2024	1	PL 10x110x448	448	S355	3.87	3.87
P2026	1	PL 6x115x429	429	S355	1.25	1.25
P2005	8	PL 10x52x202	202	S355	0.81	6.5
P2001	10	PL 6x110x120	120	S355	0.62	6.22
P2007	4	PL 6x52x202	202	S355	0.48	1.9
P2008	5	PL 6x50x110	110	S355	0.26	1.3
				One assembly weight:		227.52
GR.15	**1**	IPE220				
P1025	1	IPE220	4592	S355	120.3	120.3
P2047	1	PL 12x214x279	279	S355	4.8	4.8
P2001	6	PL 6x110x120	120	S355	0.62	3.73
P2007	4	PL 6x52x202	202	S355	0.48	1.9
P2008	3	PL 6x50x110	110	S355	0.26	0.78
				One assembly weight:		131.51
GR.16	**1**	IPE220				
P1026	1	IPE220	4592	S355	120.3	120.3
P2047	1	PL 12x214x279	279	S355	4.8	4.8
P2001	6	PL 6x110x120	120	S355	0.62	3.73
P2007	4	PL 6x52x202	202	S355	0.48	1.9
P2008	3	PL 6x50x110	110	S355	0.26	0.78
				One assembly weight:		131.51
GR.17	**1**	IPE220				
P1022	1	IPE220	7365	S355	192.96	192.96
P2079	2	PL 10x204x224	224	S355	2.88	5.75
P2048	4	PL 6x52x202	202	S355	0.48	1.93
				One assembly weight:		200.65
					Combined Total	**950.12**

NOTE CONFECTIE METALICA

1. Conditiile tehnice de calitate vor respecta prevederile SR EN 1090-2: Executarea structurilor din otel si aluminiu. Partea 2: Cerinte tehnice pentru structuri de otel. Clasa de executie a structurii metalice este **EXC 3**
2. Toleranta la executia in uzina a elementelor cu dimensiunii:
   < 5.00m - 0.50mm / > 5.00m - 1.00mm
3. Nivelul de acceptare pentru imbinarile sudate este "B" pentru cordoanele de sudura in adancime si "C" pentru cordoanele de sudura in relief, in conformitate cu normativul C150-1999.
4. Daca nu se specifica altfel in desen sudurile se vor executa in relief cu grosimea egala cu $0.7x_{min}$, unde t_{min} reprezinta grosimea minima a elementelor care se sudeaza, pe toata lungimea de contact a acestora.
5. Plancile de capat se vor suda cu sudura in adancime in K cu patrundere totala sau cu sudura in V si resudarea radacinii.
6. In atelierul de confectii montaj se va face obligatoriu preasamblarea tronsoanelor si se vor verifica dimensiunile ansamblului. Orice neportivire de date sau de cote va fi semnalata proiectantului. Constructorul este direct raspunzator pentru asigurarea stabilitatii structurii pe durata montajului acestiea.
7. Toate cotele sunt date in mm, cu exceptia cotelor de nivel care sunt date m.
8. Protectia anticoroziva a structurii metalice: cf. GP 121/1-2013. Clasa de corodabilitate: **C2 - slaba**
   Pentru structuri deschise amplasate la exterior expuse precipitatiilor se recomanda zincarea termica. In cazul structurilor zincate termic, in elementele inchise se prevad obligatoriu gauri de zincare.

MATERIALE CONFECTIE METALICA / *STEEL STRUCTURE MATERIALS:*

ELEMENT:	MATERIAL:	STANDARD:
OTEL LAMINAT STRUCTURA METALICA *Structural steel*	**S355J0 (H) / S235JR (H)** - *laminate* **S350GD** - *profile cu perete subtire*	SR EN 10025, SR EN 10210, SR EN 10219 SR EN 10162
ORGANE DE ASAMBLARE *Bolting assemblies*	**GR.10.9** -*vertial filetate* **GR.10.9** -*complet filetate*	SREN 14399 EN ISO 4017
SURUBURI DE ANCORAJ *Anchor bolts*	**S355;gr.6.8** -*carcase surubori* **gr.5.8** -*encorej chimic*	

MOMENTE DE STRAGERE PENTRU ORGANELE DE ASAMBLARE

Nr. crt.	Diametrul nominal	Grupa	MOMENT FINAL DE STRANGERE (Nm)	50%-70% DIN MOMENTUL FINAL DE STRANGERE (Nm)	Nr. crt.	Diametrul nominal	Grupa	MOMENT FINAL DE STRANGERE (Nm)	50%-70% DIN MOMENTUL FINAL DE STRANGERE (Nm)
1	M12	10.9	100	50-70	5	M24	10.9	800	400-560
2	M16	10.9	250	125-175	6	M27	10.9	1250	625-875
3	M20	10.9	450	225-315	7	M30	10.9	1650	825-1155
4	M22	10.9	450	312-437					

LEGENDA DENUMIRI PROFILE SI TABLE / PROFILES & PLATES NAMES:

RHS, Tv.	- Teava patrata/rectangulara (Square/rectangular hollow section)
RO, Tv.Ø, RHSØ	- Teava rotunda (Circular hollow section)
FL	- Platbanda (Flat bar)
L, LNP	- Cornier (Angle profile)
U, UNP, UPE	- Profil U (Channel profile)
I, IPE, IPN	- Profil I (I profile)
HEA, HEB	- Profil I cu talpi late (Wide flanges I profile)
C, Z	- Profil C sau Z format la rece (Cold-rolled C or Z profile)
TG, PL	- Tabla groasa (Thick plate)
RD	- Bara din otel rotund (Round bar)

INCADRARI ALE INVESTITIEI

CATEGORIA DE IMPORTANTA "H.G.766/97"	C
CLASA DE IMPORTANTA "H.G.766/97"	II
GRAD DE REZISTENTA LA FOC "Gr.P.118/99"	II

PROIECTANT GENERAL /		PROIECT	FAZA
PROEXPERT DESIGN ADR.: str. Mihai Eminescu nr. 150, bl. 95, sc. A, et. 2, ap. 8, Suceava, 720048, Romania DIRECTOR: 230-571-1269 / 2550475 secretariat: 230-571-1269 / 230-571-1269 / 230-576-330-80 email/web: proexpert_design@yahoo.com; www.proexpertdesign.ro cod fiscal: RO9868234/J40/5723/1994/25-4R0 Suceava	PROIECT PRD 649/2022	EXTINDEREA PE VERTICALA (MANSARDARE) SI DOTARE A CLADIRII SCOLII GIMNAZIALE MIRON COSTIN SI ADAPTAREA SISTEMULUI DE EDUCATIE LA EVOLUTIA TEHNOLOGICA	P.T.
PROIECTANT STRUCTURA		AMPLASAMENT	BENEFICIAR
ALCO INGINERIE str. G. Bacovia nr. 31, Suceava, jud. Suceava tel.: 0744.583.483 www.alcoingineria.ro; alcoingineria@yahoo.com; office@alco.ro	COD DOCUMENTATIE DE ATESTARE ALCO 126	strada Pacii nr. 10, mun. Suceava, jud. Suceava	PRIMARIA MUNICIPIULUI SUCEAVA Bulev.1 Mai, Nr. 10, Mun. Suceava, Jud. Suceava
RESPONSABILITATI:		SPECIALITATEA STRUCTURA	
SEF PROIECT	ing. M. Ulanovschi		
PROIECTAT	ing. Coca Alexandru	TITLU PLANSA DETALII UZINARE SUBANSAMBLURI GR.13-GR.17	
DESENAT	ing. Coca Alexandru		
VERIFICAT			
VERIFICARE M.D.L.P.A.		SCARA DE REDACTARE	DATA INTOCMIRII / NR. PLANSA
VERIFICATOR: ing. Ion Grigore	ELEMENTE DE VERIFICARE: A2	1:10	10/2023 / RM-121
		REVIZIA	DATA