ASSEMBLY: **GR.20** IPE220
Qty.: **1** pcs.
Scale - 1:10

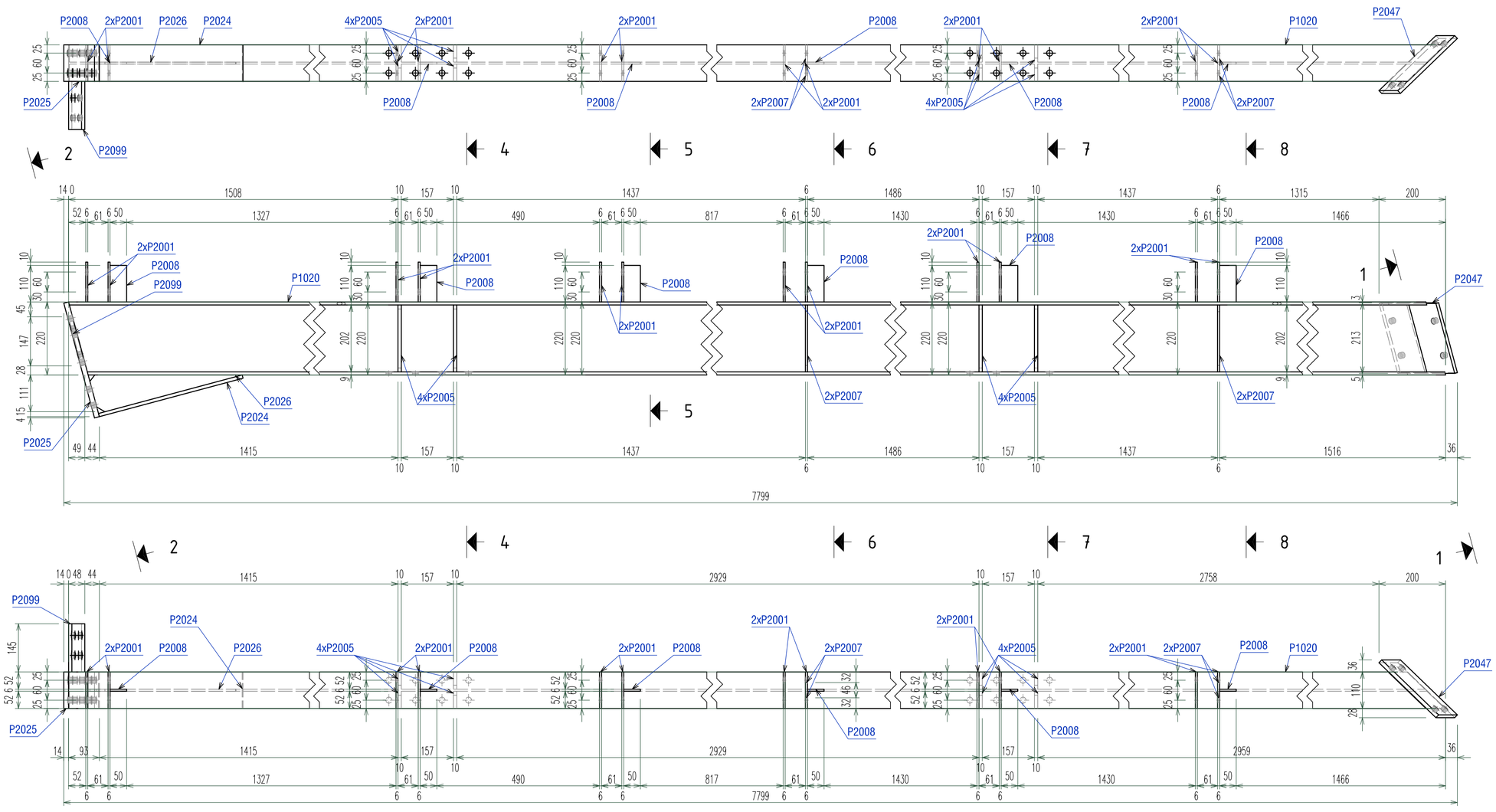

Sect. **2 - 2**
Scale 1:10

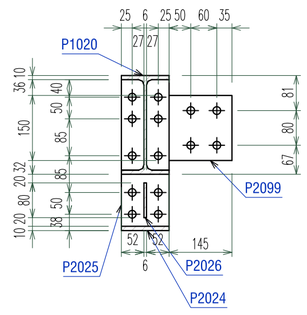

Sect. **4 - 4**
Scale 1:10

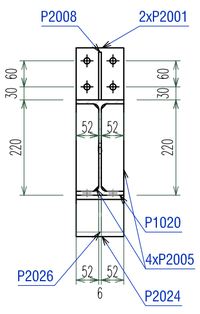

Sect. **5 - 5**
Scale 1:10

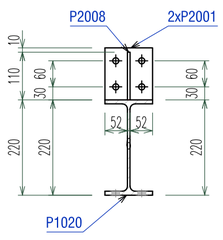

Sect. **6 - 6**
Scale 1:10

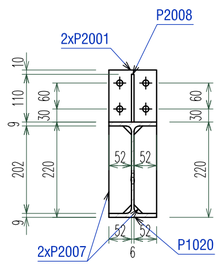

Sect. **7 - 7**
Scale 1:10

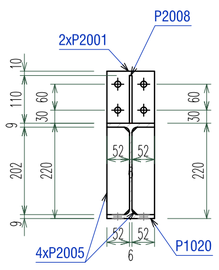

Sect. **8 - 8**
Scale 1:10

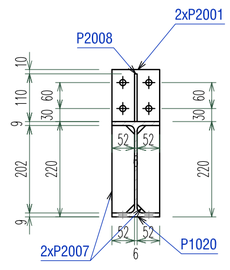

Sect. **1 - 1**
Scale 1:10

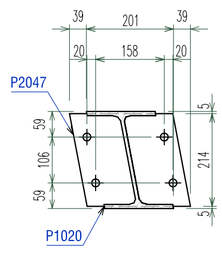

ASSEMBLY: **GR.21** IPE220
Qty.: **1** pcs.
Scale - 1:10

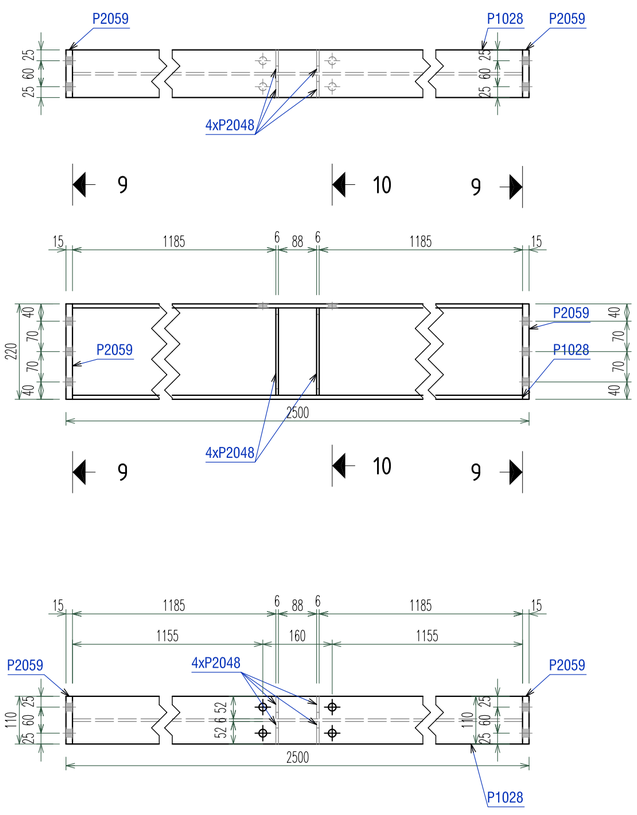

ASSEMBLY: **GR.22** IPE220
Qty.: **1** pcs.
Scale - 1:10

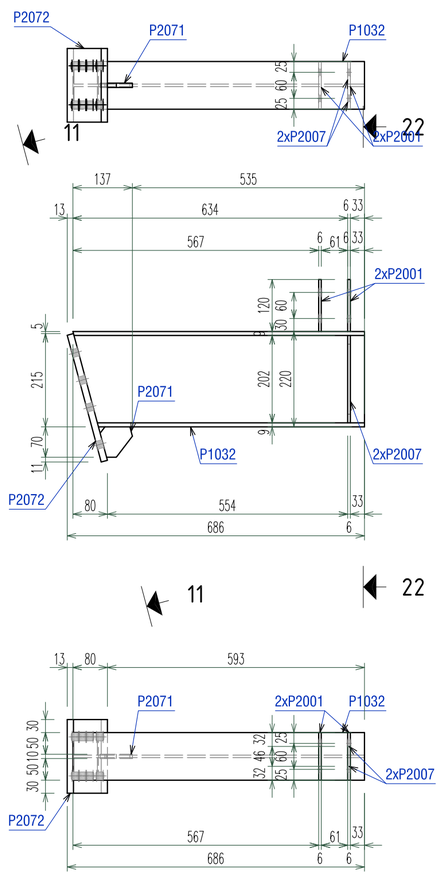

Sect. **10 - 10**
Scale 1:10

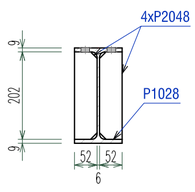

Sect. **9 - 9**
Scale 1:10

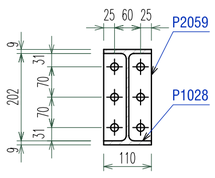

Sect. **11 - 11**
Scale 1:10

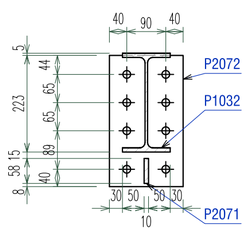

Sect. **22 - 22**
Scale 1:10

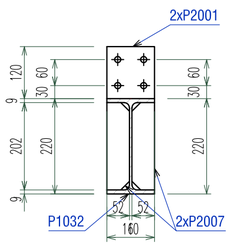

Mark	Quantity	Description	Length	Grade	Part weight	Total weight
GR.20	**1**	IPE220				
P1020	1	IPE220	7749	S355	203.03	203.03
P2047	1	PL 12x214x279	279	S355	4.8	4.8
P2025	1	PL 15x110x358	358	S355	4.63	4.63
P2024	1	PL 10x110x448	448	S355	3.87	3.87
P2099	1	PL 10x145x150	150	S355	1.71	1.71
P2026	1	PL 6x115x429	429	S355	1.25	1.25
P2005	8	PL 10x52x202	202	S355	0.81	6.5
P2001	12	PL 6x110x120	120	S355	0.62	7.46
P2007	4	PL 6x52x202	202	S355	0.48	1.9
P2008	6	PL 6x50x110	110	S355	0.26	1.55
				One assembly weight:	236.7	236.7
GR.21	**1**	IPE220				
P1028	1	IPE220	2470	S355	64.71	64.71
P2059	2	PL 15x110x220	220	S355	2.85	5.7
P2048	4	PL 6x52x202	202	S355	0.48	1.93
				One assembly weight:	72.35	72.35
GR.22	**1**	IPE220				
P1032	1	IPE220	672	S355	17.62	17.62
P2072	1	PL 15x170x303	303	S355	6.06	6.06
P2001	2	PL 6x110x120	120	S355	0.62	1.24
P2007	2	PL 6x52x202	202	S355	0.48	0.95
P2071	1	PL 10x70x74	74	S355	0.29	0.29
				One assembly weight:	26.17	26.17
					Combined Total	**335.22**

NOTE CONFECTIE METALICA

1. Conditiile tehnice de calitate vor respecta prevederile SR EN 1090-2: Executarea structurilor din otel si aluminiu. Partea 2: Cerinte tehnice pentru structuri de otel. Clasa de executie a structurii metalice este **EXC 3**
2. Tolerante la executia in uzina a elementelor cu dimensiuni:
   < 5.00m - 0.50mm / > 5.00m - 1.00mm
3. Nivelul de acceptare pentru imbinarile sudate este "B" pentru cordoanele de sudura in adancime si "C" pentru cordoanele de sudura in relief, in conformitate cu normativul C150-1999.
4. Daca nu se specifica altfel in desen sudurile se vor executa in relief cu grosimea egala cu $0.7xt_{min}$, unde t_{min} reprezinta grosimea minima a elementelor care se sudeaza, pe toata lungimea de contact a acestora.
5. Placile de capat se vor suda cu sudura in adancime in K cu patrundere totala sau cu sudura in V si resudarea radacinii.
6. In atelierul de confectii montaj se va face obligatoriu preasamblarea tronsoanelor si se vor verifica dimensiunile ansamblului. Orice nepotrivire de date sau de cote va fi semnalata proiectantului. Constructorul este direct raspunzator pentru asigurarea stabilitatii structurii pe durata montajului acesteia.
7. Toate cotele sunt date in mm, cu exceptia cotelor de nivel care sunt date m.
8. Protectia anticoroziva a structurii metalice: cf. GP 121/1-2013. Clasa de corozivitate: **C2 - slaba**
   Pentru structuri deschise amplasate la exterior expuse precipitatilor se recomanda zincarea termica. In cazul structurilor zincate termic, in elementele inchise se prevad obligatoriu gauri de zincare.

MATERIALE CONFECTIE METALICA / *STEEL STRUCTURE MATERIALS:*

ELEMENT:	MATERIAL:	STANDARD:
OTEL LAMINAT STRUCTURA METALICA *Structural steel*	**S355J0 (H) / S235JR (H)** - *laminate* **S350GD** - *profile cu pereti subtiri*	SR EN 10025, SR EN 10210, SR EN 10219 SR EN 10162
ORGANE DE ASAMBLARE *Bolting assemblies*	**GR.10.9** -*partial filetate* **GR.10.9** -*complet filetate*	SREN 14399 EN ISO 4017
SURUBURI DE ANCORAJ *Anchor bolts*	**S355/gr.6.8** -*carcase suruburi* **gr.5.8** -*ancoraj chimic*	

MOMENTE DE STRAGERE PENTRU ORGANELE DE ASAMBLARE

Nr. crt.	Diametrul nominal	Grupa	MOMENT FINAL DE STRANGERE (Nm)	50%-70% DIN MOMENTUL FINAL DE STRANGERE (Nm)	Nr. crt.	Diametrul nominal	Grupa	MOMENT FINAL DE STRANGERE (Nm)	50%-70% DIN MOMENTUL FINAL DE STRANGERE (Nm)
1	M12	10.9	100	50-70	5	M24	10.9	800	400-560
2	M16	10.9	250	125-175	6	M27	10.9	1250	625-875
3	M20	10.9	450	225-315	7	M30	10.9	1650	825-1155
4	M22	10.9	450	312-437					

LEGENDA DENUMIRI PROFILE SI TABLE / PROFILES & PLATES NAMES:

RHS, Tv.	- Teava patrata/rectangulara (Square/rectangular hollow section)
RO, Tv.Ø, RHSØ	- Teava rotunda (Circular hollow section)
FL	- Platbanda (Flat bar)
L, LNP	- Cornier (Angle profile)
U, UNP, UPE	- Profil U (Channel profile)
I, IPE, IPN	- Profil I (I profile)
HEA, HEB	- Profil I cu talpi late (Wide flanges I profile)
C, Z	- Profil C sau Z format la rece (Cold-rolled C or Z profile)
TG, PL	- Tabla groasa (Thick plate)
RD	- Bara din otel rotund (Round bar)

INCADRARI ALE INVESTITIEI

CATEGORIA DE IMPORTANTA *cf. H.G.766/97*	C
CLASA DE IMPORTANTA *cf. P100-1/2013*	II
GRAD DE REZISTENTA LA FOC *cf. P118/99*	II

PROIECTANT GENERAL /
PRO EXPERT DESIGN
Adresa : str. Stefanel, nr.1,corp B, etaj/ut 1, cam. 113, mun. Suceava, jud. Suceava
ORC/CUI : J33 / 677 / 2009 ; 25924775
tel/fax/mob : 0330 803 351 , 0740 231 909, 0740 308 955
e-mail/web: proexpert_design@yahoo.com; www.proexpertdesign.ro
cod IBAN : RO05BRDE340SV32333983400 • BRD Suceava
PROIECT PRD 649/2022

PROIECTANT STRUCTURA
ALCO INGINERIE
Str. Sf. Nicolae, nr.1, Com. Sadova, Jud. Suceava
Tel0740,308,955 alcoingenerie@gmail.com
www.alcoingenerie.ro
COD DOCUMENTATIE DE SPECIALITATE: ALCO 128

RESPONSABILITATI:
SEF PROIECT: arh. M. Ulanovschi
PROIECTAT: ing. Coca Alexandru
DESENAT: ing. Coca Alexandru
VERIFICAT:
VERIFICARE M.D.L.P.A.
VERIFICATOR: ing. Ion Grigore
DOMENIUL DE VERIFICARE: A2

PROIECT: **EXTINDEREA PE VERTICALA (MANSARDARE) SI DOTARE A CLADIRII SCOLII GIMNAZIALE MIRON COSTIN SI ADAPTAREA SISTEMULUI DE EDUCATIE LA EVOLUTIA TEHNOLOGICA**
FAZA: P.T.
AMPLASAMENT: strada Pacii nr. 10, mun. Suceava, jud. Suceava
BENEFICIAR: **PRIMARIA MUNICIPIULUI SUCEAVA**
B-dul 1 Mai, Nr. 10, Mun. Suceava, Jud. Suceava

SPECIALITATEA STRUCTURA
TITLU PLANSA
DETALII UZINARE SUBANSAMBLURI GR.20-GR.22

SCARA DE REDACTARE	DATA INTOCMIRII	NR. PLANSA
1:10	10/2023	**RM-123**

REVIZIA		DATA	