ASSEMBLY: **CVV.1** RHS70x4
Qty.: **108** pcs.
Scale - 1:10

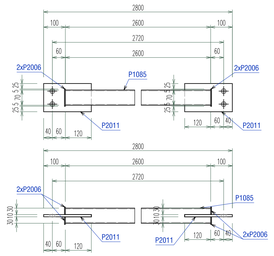

ASSEMBLY: **CVV.2** RHS70x4
Qty.: **3** pcs.
Scale - 1:10

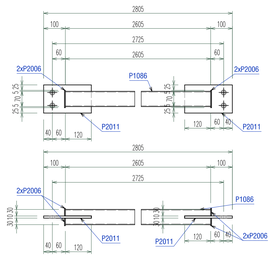

ASSEMBLY: **CVV.3** RHS80x5
Qty.: **3** pcs.
Scale - 1:10

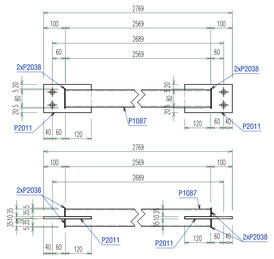

ASSEMBLY: **CVV.4** RHS70x4
Qty.: **1** pcs.
Scale - 1:10

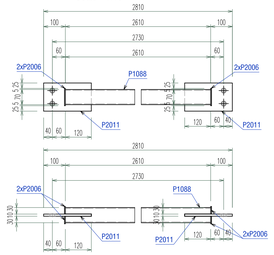

ASSEMBLY: **CVV.5** RHS70x4
Qty.: **1** pcs.
Scale - 1:10

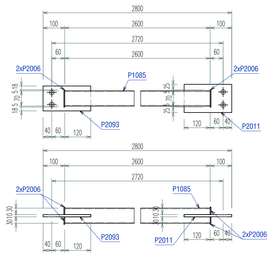

ASSEMBLY: **CVV.6** RHS70x4
Qty.: **1** pcs.
Scale - 1:10

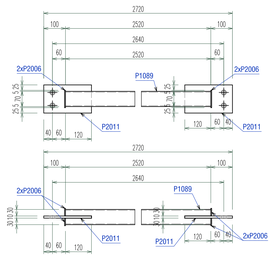

ASSEMBLY: **CVV.7** RHS80x5
Qty.: **1** pcs.
Scale - 1:10

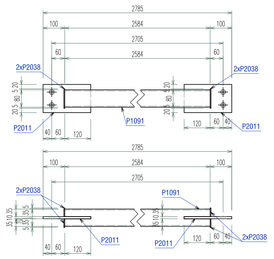

ASSEMBLY: **CVV.8** RHS80x5
Qty.: **1** pcs.
Scale - 1:10

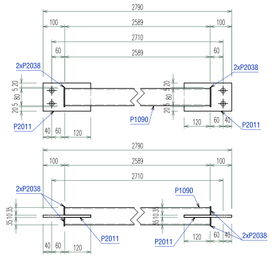

ASSEMBLY: **CVV.9** RHS80x5
Qty.: **31** pcs.
Scale - 1:10

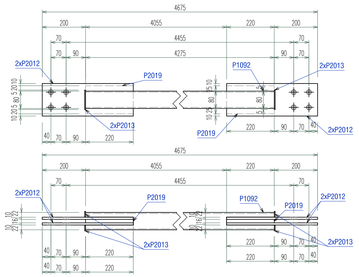

ASSEMBLY: **CVV.10** RHS80x5
Qty.: **14** pcs.
Scale - 1:10

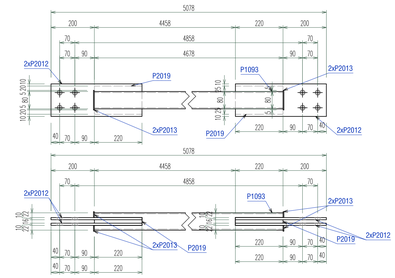

ASSEMBLY: **CVV.11** RHS80x5
Qty.: **4** pcs.
Scale - 1:10

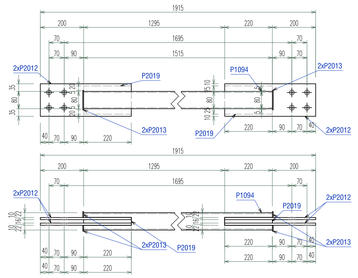

ASSEMBLY: **CVV.12** RHS80x5
Qty.: **2** pcs.
Scale - 1:10

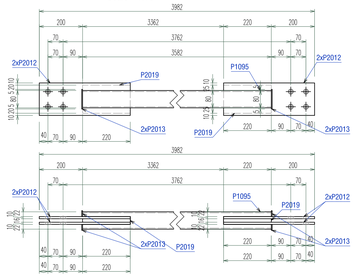

ASSEMBLY: **CVV.18** RHS80x5
Qty.: **1** pcs.
Scale - 1:10

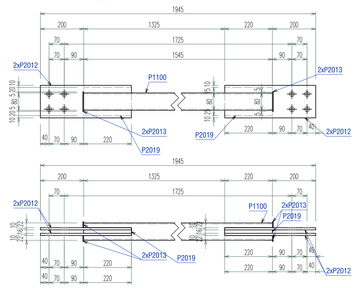

ASSEMBLY: **CVV.14** RHS80x5
Qty.: **2** pcs.
Scale - 1:10

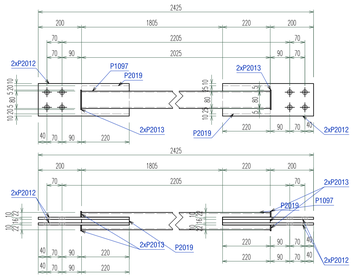

ASSEMBLY: **CVV.13** RHS80x5
Qty.: **2** pcs.
Scale - 1:10

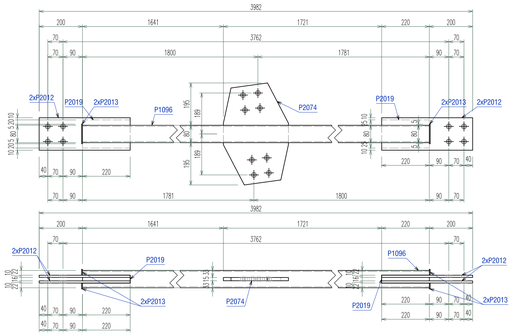

ASSEMBLY: **CVV.15** RHS80x5
Qty.: **1** pcs.
Scale - 1:10

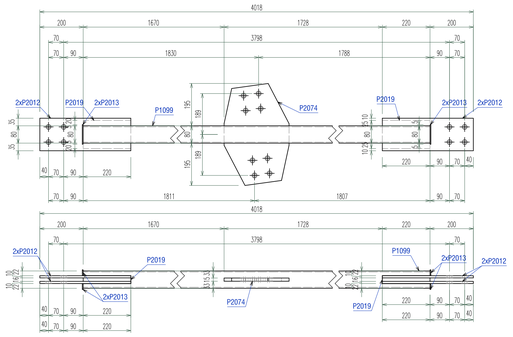

ASSEMBLY: **CVV.16** RHS80x5
Qty.: **1** pcs.
Scale - 1:10

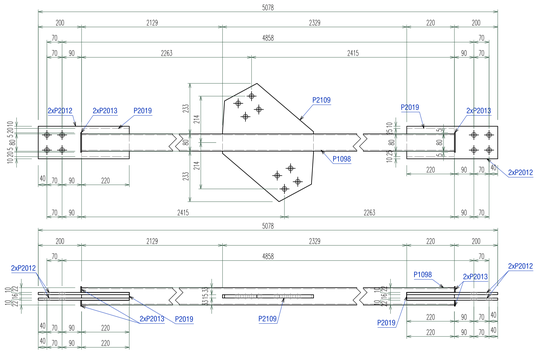

ASSEMBLY: **CVV.17** RHS80x5
Qty.: **1** pcs.
Scale - 1:10

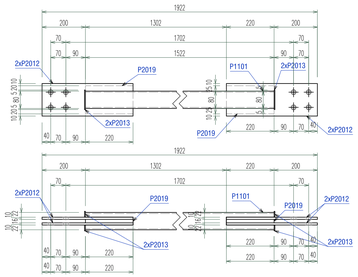

Mark	Quantity	Description	Length	Grade	Part weight	Total weight
CVV.1	**108**	RHS70x4				
P1085	108	RHS70x4	2600	S355	20.72	2237.97
P2011	216	PL 10x130x220	220	S355	2.25	484.94
P2006	432	PL 4x35x80	80	S355	0.09	37.98
		One assembly weight:			25.56	2760.9
CVV.2	**3**	RHS70x4				
P1086	3	RHS70x4	2605	S355	20.76	62.29
P2011	6	PL 10x130x220	220	S355	2.25	13.47
P2006	12	PL 4x35x80	80	S355	0.09	1.06
		One assembly weight:			25.6	76.81
CVV.3	**3**	RHS80x5				
P1087	3	RHS80x5	2569	S355	29.03	87.09
P2011	6	PL 10x130x220	220	S355	2.25	13.47
P2038	12	PL 4x40x90	90	S355	0.11	1.36
		One assembly weight:			33.97	101.92
CVV.4	**1**	RHS70x4				
P1088	1	RHS70x4	2610	S355	20.8	20.8
P2011	2	PL 10x130x220	220	S355	2.25	4.49
P2006	4	PL 4x35x80	80	S355	0.09	0.35
		One assembly weight:			25.64	25.64
CVV.5	**1**	RHS70x4				
P1085	1	RHS70x4	2600	S355	20.72	20.72
P2011	1	PL 10x130x220	220	S355	2.25	2.25
P2093	1	PL 10x115x220	220	S355	1.99	1.99
P2006	4	PL 4x35x80	80	S355	0.09	0.35
		One assembly weight:			25.3	25.3
CVV.6	**1**	RHS70x4				
P1089	1	RHS70x4	2520	S355	20.08	20.08
P2011	2	PL 10x130x220	220	S355	2.25	4.49
P2006	4	PL 4x35x80	80	S355	0.09	0.35
		One assembly weight:			24.93	24.93
CVV.7	**1**	RHS80x5				
P1091	1	RHS80x5	2584	S355	29.2	29.2
P2011	2	PL 10x130x220	220	S355	2.25	4.49
P2038	4	PL 4x40x90	90	S355	0.11	0.45
		One assembly weight:			34.15	34.15
CVV.8	**1**	RHS80x5				
P1090	1	RHS80x5	2589	S355	29.26	29.26
P2011	2	PL 10x130x220	220	S355	2.25	4.49
P2038	4	PL 4x40x90	90	S355	0.11	0.45
		One assembly weight:			34.2	34.2
CVV.9	**31**	RHS80x5				
P1092	31	RHS80x5	4275	S355	48.3	1497.39
P2012	124	PL 10x150x420	420	S355	4.95	613.24
P2019	62	PL 16x130x220	220	S355	3.59	222.71
P2013	124	PL 4x27x90	90	S355	0.08	9.46
		One assembly weight:			75.57	2342.81
CVV.10	**14**	RHS80x5				
P1093	14	RHS80x5	4678	S355	52.86	740.07
P2012	56	PL 10x150x420	420	S355	4.95	276.95
P2019	28	PL 16x130x220	220	S355	3.59	100.58
P2013	56	PL 4x27x90	90	S355	0.08	4.27
		One assembly weight:			80.13	1121.88
CVV.11	**4**	RHS80x5				
P1094	4	RHS80x5	1515	S355	17.12	68.47
P2012	16	PL 10x150x420	420	S355	4.95	79.13
P2019	8	PL 16x130x220	220	S355	3.59	28.74
P2013	16	PL 4x27x90	90	S355	0.08	1.22
		One assembly weight:			44.39	177.56
CVV.12	**2**	RHS80x5				
P1095	2	RHS80x5	3582	S355	40.47	80.94
P2012	8	PL 10x150x420	420	S355	4.95	39.56
P2019	4	PL 16x130x220	220	S355	3.59	14.37
P2013	8	PL 4x27x90	90	S355	0.08	0.61
		One assembly weight:			67.74	135.49
CVV.13	**2**	RHS80x5				
P1096	2	RHS80x5	3582	S355	40.47	80.94
P2074	2	PL 15x311x452	452	S355	13.2	26.41
P2012	8	PL 10x150x420	420	S355	4.95	39.56
P2019	4	PL 16x130x220	220	S355	3.59	14.37
P2013	8	PL 4x27x90	90	S355	0.08	0.61
		One assembly weight:			80.95	161.89
CVV.14	**2**	RHS80x5				
P1097	2	RHS80x5	2025	S355	22.88	45.76
P2012	8	PL 10x150x420	420	S355	4.95	39.56
P2019	4	PL 16x130x220	220	S355	3.59	14.37
P2013	8	PL 4x27x90	90	S355	0.08	0.61
		One assembly weight:			50.15	100.3
CVV.15	**1**	RHS80x5				
P1099	1	RHS80x5	3618	S355	40.88	40.88
P2074	1	PL 15x311x452	452	S355	13.2	13.2
P2012	4	PL 10x150x420	420	S355	4.95	19.78
P2019	2	PL 16x130x220	220	S355	3.59	7.18
P2013	4	PL 4x27x90	90	S355	0.08	0.31
		One assembly weight:			81.36	81.36
CVV.16	**1**	RHS80x5				
P1098	1	RHS80x5	4678	S355	52.86	52.86
P2109	1	PL 15x349x555	555	S355	18.39	18.39
P2012	4	PL 10x150x420	420	S355	4.95	19.78
P2019	2	PL 16x130x220	220	S355	3.59	7.18
P2013	4	PL 4x27x90	90	S355	0.08	0.31
		One assembly weight:			98.52	98.52
CVV.17	**1**	RHS80x5				
P1101	1	RHS80x5	1522	S355	17.2	17.2
P2012	4	PL 10x150x420	420	S355	4.95	19.78
P2019	2	PL 16x130x220	220	S355	3.59	7.18
P2013	4	PL 4x27x90	90	S355	0.08	0.31
		One assembly weight:			44.47	44.47
CVV.18	**1**	RHS80x5				
P1100	1	RHS80x5	1545	S355	17.45	17.45
P2012	4	PL 10x150x420	420	S355	4.95	19.78
P2019	2	PL 16x130x220	220	S355	3.59	7.18
P2013	4	PL 4x27x90	90	S355	0.08	0.31
		One assembly weight:			44.72	44.72
					Combined Total	**7392.85**

NOTE CONFECTIE METALICA

1. Condițiile tehnice de calitate vor respecta prevederile SR EN 1090-2: Executarea structurilor din oțel și aluminiu. Partea 2: Cerințe tehnice pentru structuri de oțel. Clasa de execuție a structurii metalice este **EXC 3**
2. Toleranța la execuția în uzina a elementelor cu dimensiunii:
   - < 5,00m - 0,50mm / > 5,00m - 1,00mm
3. Nivelul de acceptare pentru îmbinărilor sudate este "B" pentru cordoanele de sudura în adanciime si "C" pentru cordoanele de sudura în relief, în conformitate cu normativul C150-1999.
4. Daca nu se specifica altfel în desen sudurile se vor executa în relief cu grosimea egala cu $0.7x t_{min}$, unde t_{min} reprezinta grosimea minima a elementelor care se sudeaza, pe toata lungimea de contact a acestora.
5. Placile de capat se vor suda cu sudura în adanciime in K cu patrunderea totala sau cu sudura în V si resudarea radacinii.
6. In atelierul de confectii montaj se va face obligatoriu preasamblarea tronsoanelor si se vor verifica dimensiunile ansamblului. Orice nepotrivire de date sau de cote va fi semnalata proiectantului. Constructorul este direct raspunzator pentru asigurarea stabilitatii structurii pe durata montajului acestuia.
7. Toate cotele sunt date în mm, cu excepția cotelor de nivel care sunt date m.
8. Protectia anticoroziva a structurii metalice: cf. GP 121/1-2013. Clasa de coroziivitate: **C2 - slaba**
   Pentru structuri descrise anterioare la exterior expuse precipitațiilor se recomanda zincarea termica. In cazul structurilor zincate termic, in elementele închise se prevad obligatoriu gauri de zincare.

MATERIALE CONFECTIE METALICA / *STEEL STRUCTURE MATERIALS*:

ELEMENT:	MATERIAL:	STANDARD:
OȚEL LAMINAT STRUCTURA METALICA *Structural steel*	**S355J0 (H) / S235JR (H)** - *laminate* **S350GD** - *profile cu pereti subiri*	SR EN 10025; SR EN 10210, SR EN 10219 SR EN 10162
ORGANE DE ASAMBLARE *Bolting assemblies*	**GR.10.9** - *gerbar filetate* **GR.10.9** - *conpiet filetate*	SREN 14399 EN ISO 4017
SURUBURI DE ANCORAJ *Anchor bolts*	**S355/gr.6.8** - *carcase suruburi* **gr.5.8** - *ancoraj chimic*	

MOMENTE DE STRAGERE PENTRU ORGANELE DE ASAMBLARE

Nr. crt.	Diametrul nominal	Grupa	MOMENT FINAL DE STRANGERE (Nm)	50%-70% DIN MOMENTUL FINAL DE STRANGERE (Nm)	Nr. crt.	Diametrul nominal	Grupa	MOMENT FINAL DE STRANGERE (Nm)	50%-70% DIN MOMENTUL FINAL DE STRANGERE (Nm)
1	M12	10.9	100	50-70	5	M24	10.9	800	400-560
2	M16	10.9	250	125-175	6	M27	10.9	1250	625-875
3	M20	10.9	450	225-315	7	M30	10.9	1650	825-1155
4	M22	10.9	450	312-437					

LEGENDA DENUMIRI PROFILE SI TABLE / PROFILES & PLATES NAMES:

RHS, Tv,	- Teava patrata/rectangulara (Square/rectangular hollow section)
RO, Tv.Ø, RHSØ	- Teava rotunda (Circular hollow section)
FL	- Platbanda (Flat bar)
L, LNP	- Cornier (Angle profile)
U, UNP, UPE	- Profil U (Channel profile)
I, IPE, IPN	- Profil I (I profile)
HEA, HEB	- Profil I cu talpi late (Wide flanges I profile)
C, Z	- Profil C sau Z format la rece (Cold-rolled C or Z profile)
TG, PL	- Tabla groasa (Thick plate)
RD	- Bara din otel rotund (Round bar)

INCADRARI ALE INVESTITIEI

CATEGORIA DE IMPORTANTA (conform HG 766/97)	C
CLASA DE IMPORTANTA (conform HG 766/97)	II
GRADUL DE RAZBOIRE (conform Ordin MDRAP nr. 2495/2021)	II

PROIECTANT GENERAL /		PROIECT	FAZA
PR⊗EXPERT DESIGN SRL Str. Mihai Eminescu nr. 2, Suceava, jud. Suceava, RO ORCIS J - 2011 - 1 - 1 - 2 - 2 - 2