ASSEMBLY: **PA.8** RHS120x60x4
Qty.: **4** pcs.
Scale - 1:10

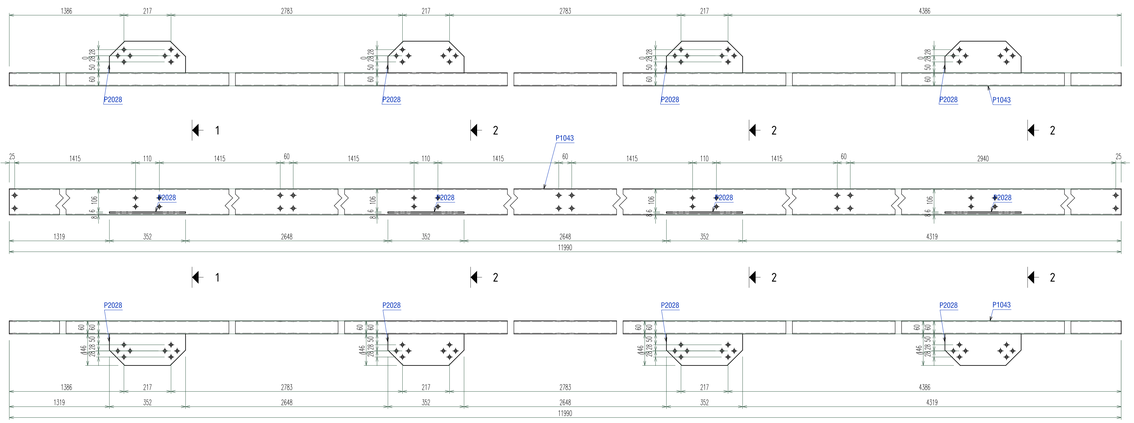

Sect. **2 - 2**
Scale 1:10

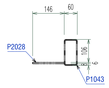

Sect. **1 - 1**
Scale 1:10

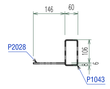

ASSEMBLY: **PA.12** RHS120x60x4
Qty.: **3** pcs.
Scale - 1:10

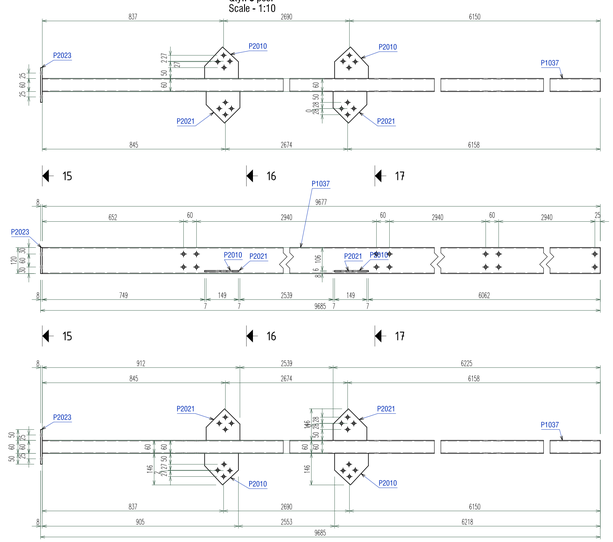

Sect. **17 - 17**
Scale 1:10

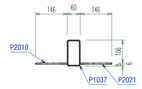

Sect. **16 - 16**
Scale 1:10

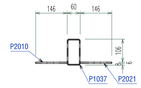

Sect. **15 - 15**
Scale 1:10

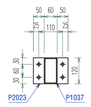

Mark	Quantity	Description	Length	Grade	Part weight	Total weight
PA.8	**4**	RHS120x60x4				
P1043	4	RHS120x60x4	11990	S355	125.89	503.58
P2028	16	PL 6x146x352	352	S355	2.18	34.86
				One assembly weight:	134.61	538.44
PA.9	**3**	RHS120x60x4				
P1037	3	RHS120x60x4	9677	S355	101.61	304.83
P2023	3	PL 8x120x160	160	S355	1.21	3.62
P2021	6	PL 6x146x156	156	S355	0.78	4.69
P2010	6	PL 6x146x156	156	S355	0.78	4.67
				One assembly weight:	105.93	317.8
PA.10	**3**	RHS120x60x4				
P1037	3	RHS120x60x4	9677	S355	101.61	304.83
P2023	3	PL 8x120x160	160	S355	1.21	3.62
P2010	24	PL 6x146x156	156	S355	0.78	18.68
				One assembly weight:	109.04	327.13
PA.11	**3**	RHS120x60x4				
P1037	3	RHS120x60x4	9677	S355	101.61	304.83
P2023	3	PL 8x120x160	160	S355	1.21	3.62
P2010	18	PL 6x146x156	156	S355	0.78	14.01
				One assembly weight:	107.49	322.46
PA.12	**3**	RHS120x60x4				
P1037	3	RHS120x60x4	9677	S355	101.61	304.83
P2023	3	PL 8x120x160	160	S355	1.21	3.62
P2021	6	PL 6x146x156	156	S355	0.78	4.69
P2010	6	PL 6x146x156	156	S355	0.78	4.67
				One assembly weight:	105.93	317.8
PA.13	**3**	RHS120x60x4				
P1047	3	RHS120x60x4	9445	S355	99.17	297.52
				One assembly weight:	99.17	297.52
PA.14	**2**	RHS120x60x4				
P1037	2	RHS120x60x4	9677	S355	101.61	203.22
P2023	2	PL 8x120x160	160	S355	1.21	2.41
P2010	16	PL 6x146x156	156	S355	0.78	12.46
				One assembly weight:	109.04	218.08
					Combined Total	**2339.24**

ASSEMBLY: **PA.9** RHS120x60x4
Qty.: **3** pcs.
Scale - 1:10

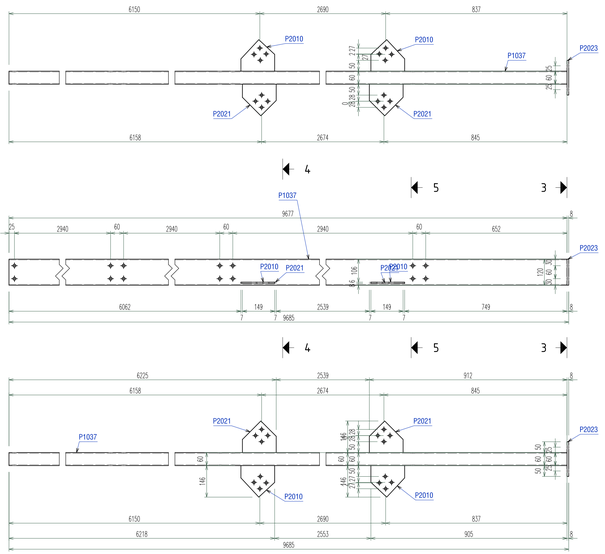

Sect. **3 - 3**
Scale 1:10

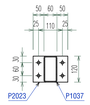

Sect. **5 - 5**
Scale 1:10

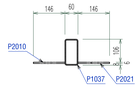

Sect. **4 - 4**
Scale 1:10

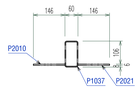

ASSEMBLY: **PA.10** RHS120x60x4
Qty.: **3** pcs.
Scale - 1:10

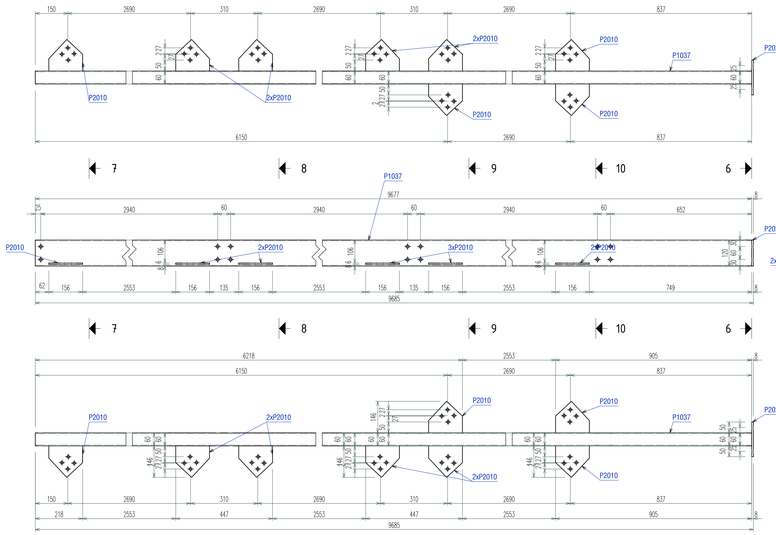

Sect. **6 - 6**
Scale 1:10

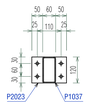

Sect. **8 - 8**
Scale 1:10

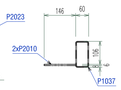

Sect. **10 - 10**
Scale 1:10

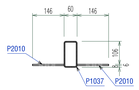

Sect. **7 - 7**
Scale 1:10

Sect. **9 - 9**
Scale 1:10

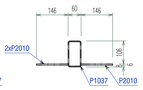

ASSEMBLY: **PA.13** RHS120x60x4
Qty.: **3** pcs.
Scale - 1:10

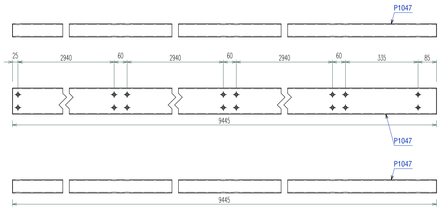

ASSEMBLY: **PA.11** RHS120x60x4
Qty.: **3** pcs.
Scale - 1:10

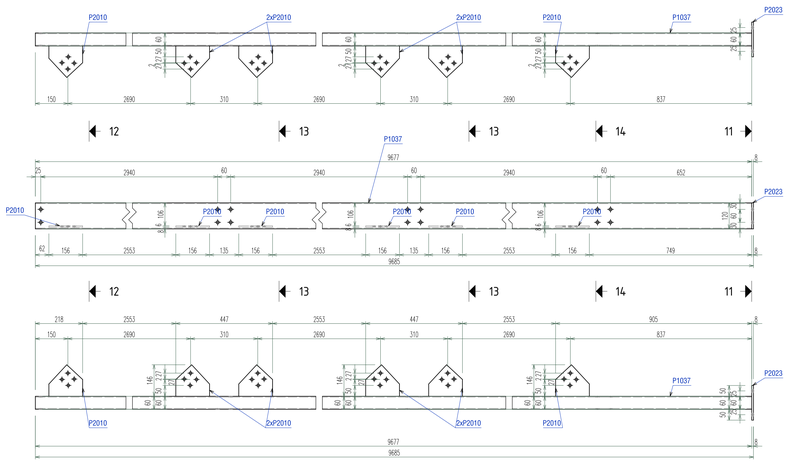

Sect. **14 - 14**
Scale 1:10

Sect. **11 - 11**
Scale 1:10

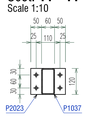

Sect. **13 - 13**
Scale 1:10

Sect. **12 - 12**
Scale 1:10

ASSEMBLY: **PA.14** RHS120x60x4
Qty.: **2** pcs.
Scale - 1:10

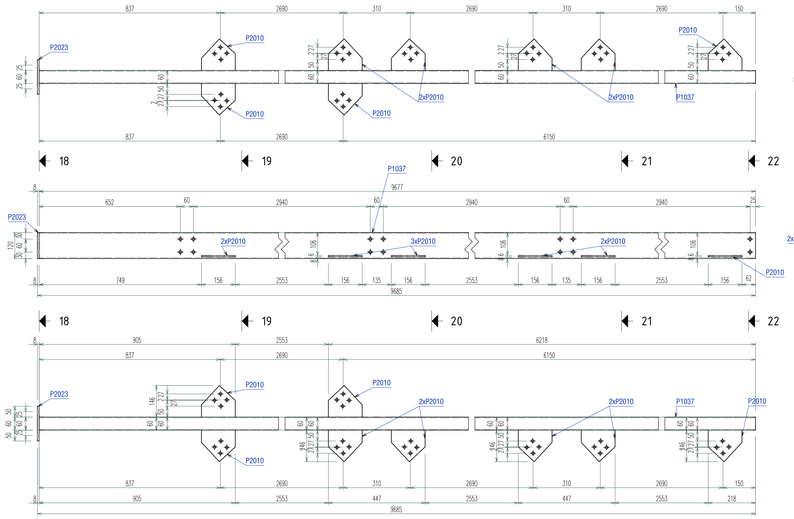

Sect. **22 - 22**
Scale 1:10

Sect. **20 - 20**
Scale 1:10

Sect. **21 - 21**
Scale 1:10

Sect. **18 - 18**
Scale 1:10

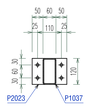

Sect. **19 - 19**
Scale 1:10

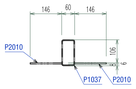

NOTE CONFECTIE METALICA

1. Condițiile tehnice de calitate vor respecta prevederile SR EN 1090-2: Executarea structurilor din oțel și aluminiu. Partea 2: Cerințe tehnice pentru structuri de oțel. Clasa de execuție a structurii metalice este **EXC 3**
2. Toleranțe la execuția în uzina a elementelor cu dimensiuni:
   < 5.00m - 0.50mm / > 5.00m - 1.00mm
3. Nivelul de acceptare pentru îmbinările sudate este "B" pentru cordoanele de sudura în adâncime si "C" pentru cordoanele de sudura în relief, în conformitate cu normativul C150-1999.
4. Daca nu se specifica altfel în desen sudurile se vor executa în relief cu grosimea egala cu $0.7x t_{min}$ unde t_{min} reprezinta grosimea minima a elementelor care se sudeaza, pe toata lungimea de contact a acestora.
5. Placile de capat se vor suda cu sudura în adâncime în K cu patrundere totala sau cu sudura în V si resudarea radacinii.
6. In atelierul de confectii montaj se va face obligatoriu preasamblarea tronsoanelor si se vor verifica dimensiunile ansamblului. Orice nepotrivire de date sau de cote va fi semnalata proiectantului. Constructorul este direct raspunzator pentru asigurarea stabilitatii structurii pe durata montajului acestela.
7. Toate cotele sunt date în mm, cu excepția cotelor de nivel care sunt date m.
8. Protecția anticorozIva a structurii metalice: cf. GP 121/1-2013, Clasa de corozivitate: **C2 - slaba**
   Pentru structuri deschise amplasate la exterior expuse precipitatiilor se recomanda zincarea termica. In cazul structurilor zincate termic, in elementele închise se prevad obligatoriu gauri de zincare.

MATERIALE CONFECTIE METALICA / *STEEL STRUCTURE MATERIALS:*

ELEMENT:	MATERIAL:	STANDARD:
OȚEL LAMINAT STRUCTURA METALICA *Structural steel*	**S355J0 (H) / S235JR (H)** - *laminate* **S350GD** - *profile cu pereți subțiri*	SR EN 10025, SR EN 10210, SR EN 10219 SR EN 10162
ORGANE DE ASAMBLARE *Bolting assemblies*	**GR.10.9** -*uzinat filetate* **GR.10.9** -*complet filetate*	SREN 14399 EN ISO 4017
ȘURUBURI DE ANCORAJ *Anchor bolts*	**S355 gr.5.8** -*carcase suruburi* **gr.5.8** -*ancoraj chimic*	

MOMENTE DE STRAGERE PENTRU ORGANELE DE ASAMBLARE

Nr. crt.	Diametrul nominal	Grupa	MOMENT FINAL DE STRANGERE (Nm)	50%-70% DIN MOMENTUL FINAL DE STRANGERE (Nm)	Nr. crt.	Diametrul nominal	Grupa	MOMENT FINAL DE STRANGERE (Nm)	50%-70% DIN MOMENTUL FINAL DE STRANGERE (Nm)
1	M12	10.9	100	50-70	5	M24	10.9	800	400-560
2	M16	10.9	250	125-175	6	M27	10.9	1250	625-875
3	M20	10.9	450	225-315	7	M30	10.9	1650	825-1155
4	M22	10.9	450	312-437					

LEGENDA DENUMIRI PROFILE SI TABLE / PROFILES & PLATES NAMES:

RHS, Tv,	- Teava patrata/rectangulara (Square/rectangular hollow section)
RO, Tv.Ø, RHSØ	- Teava rotunda (Circular hollow section)
FL	- Platbanda (Flat bar)
L, LNP	- Cornier (Angle profile)
U, UNP, UPE	- Profil U (Channel profile)
I, IPE, IPN	- Profil I (I profile)
HEA, HEB	- Profil I cu talpi late (Wide flanges I profile)
C, Z	- Profil C sau Z format la rece (Cold-rolled C or Z profile)
TG, PL	- Tabla groasa (Thick plate)
RD	- Bara din otel rotund (Round bar)

INCADRARI ALE INVESTITIEI

CATEGORIA DE IMPORTANTA "A" si "B" NP 082-04	C
IMPORTANTA "Z" PTCR-1/2013	II
GRAD DE REZISTENTA LA FOC "Z" P118/99	II

PROIECTANT GENERAL:
PROEXPERT DESIGN
Mun. Suceava str. Calea Unirii, nr. 77, Tel./fax Sucava jud. Suceava
telefoane: 0230 523 351 , 0742 021 946, 0742 558 995
e-mailuri: proexpert_design@yahoo.com; sales@proexpert-design.ro
www.proexpert-design.ro; www.facebook.com/proexpert.design

PROIECTANT STRUCTURA
ALCO INGINERIE
Str. C. Brâncuși, nr. 2 bis, Suceava
Tel./fax: 0230 523 351
0742.558.995; 0742.021.946
www.alcoingineria.ro
CSD DOCUMENTAR SE PRIMEAZĂ PE
ALCO 126

RESPONSABILITATI:

SEF PROIECT	ing. Mihai Ulanovschi
PROIECTAT	ing. Coca Alexandru
DESENAT	ing. Coca Alexandru
VERIFICAT	
VERIFICARE M.D.L.P.A.	

VERIFICATOR:	DOMENIUL DE VERIFICARE:
ing. Ion Grigore	A2

PROIECT: **EXTINDEREA PE VERTICALA (MANSARDARE) SI DOTARE A CLADIRII SCOLII GIMNAZIALE MIRON COSTIN SI ADAPTAREA SISTEMULUI DE EDUCATIE LA EVOLUTIA TEHNOLOGICA**

FAZA: **P.T.**

AMPLASAMENT: strada Pandi nr. 10, mun. Suceava, jud. Suceava

BENEFICIAR: **PRIMARIA MUNICIPIULUI SUCEAVA** B-dul 1 Mai, Nr. 10, Mun. Suceava, Jud. Suceava

SPECIALITATEA STRUCTURA

TITLU PLANSA: **DETALII UZINARE SUBANSAMBLURI PA.8-PA.14**

SCARA DE REDACTARE	DATA INTOCMIRII	NR. PLANSA
1:10	10/2023	**RM-129**

REVIZIA		DATA	