ASSEMBLY: **PA.39** RHS120x60x4
Qty.: 1 pcs.
Scale - 1:10

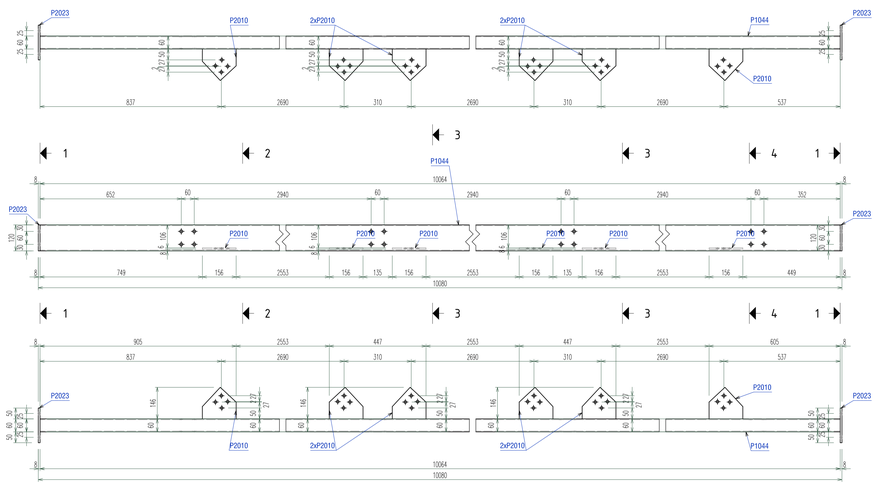

Sect. **1 - 1**
Scale 1:10

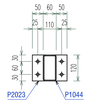

Sect. **2 - 2**
Scale 1:10

Sect. **3 - 3**
Scale 1:10

Sect. **4 - 4**
Scale 1:10

ASSEMBLY: **PA.40** RHS120x60x4
Qty.: 1 pcs.
Scale - 1:10

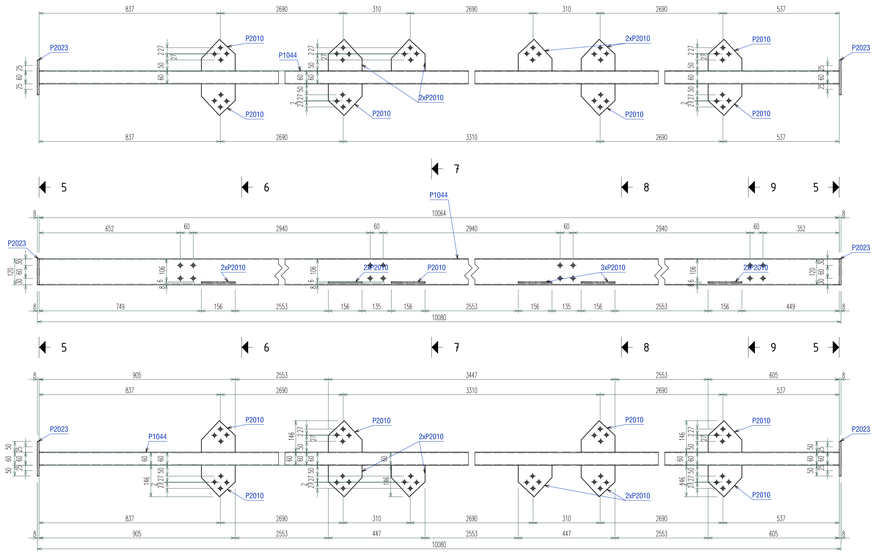

Sect. **6 - 6**
Scale 1:10

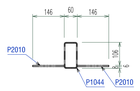

Sect. **7 - 7**
Scale 1:10

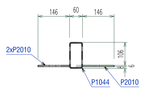

Sect. **8 - 8**
Scale 1:10

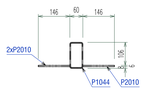

Sect. **9 - 9**
Scale 1:10

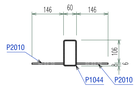

Sect. **5 - 5**
Scale 1:10

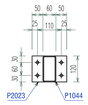

Mark	Quantity	Description	Length	Grade	Part weight	Total weight
PA.39	**1**	RHS120x60x4				
P1044	1	RHS120x60x4	10064	S355	105.67	105.67
P2023	2	PL 8x120x160	160	S355	1.21	2.41
P2010	6	PL 6x146x156	156	S355	0.78	4.67
		One assembly weight:			112.75	112.75
PA.40	**1**	RHS120x60x4				
P1044	1	RHS120x60x4	10064	S355	105.67	105.67
P2023	2	PL 8x120x160	160	S355	1.21	2.41
P2010	10	PL 6x146x156	156	S355	0.78	7.79
		One assembly weight:			115.87	115.87
PA.41	**1**	RHS120x60x4				
P1038	1	RHS120x60x4	9377	S355	98.46	98.46
P2023	1	PL 8x120x160	160	S355	1.21	1.21
P2021	6	PL 6x146x156	156	S355	0.78	4.69
P2010	4	PL 6x146x156	156	S355	0.78	3.11
		One assembly weight:			107.47	107.47
PA.42	**1**	RHS120x60x4				
P1044	1	RHS120x60x4	10064	S355	105.67	105.67
P2015	6	PL 6x146x337	337	S355	2.07	12.44
P2023	2	PL 8x120x160	160	S355	1.21	2.41
		One assembly weight:			120.53	120.53
PA.43	**1**	RHS120x60x4				
P1044	1	RHS120x60x4	10064	S355	105.67	105.67
P2015	4	PL 6x146x337	337	S355	2.07	8.29
P2023	2	PL 8x120x160	160	S355	1.21	2.41
		One assembly weight:			116.38	116.38
PA.44	**1**	RHS120x60x4				
P1038	1	RHS120x60x4	9377	S355	98.46	98.46
P2023	1	PL 8x120x160	160	S355	1.21	1.21
P2021	6	PL 6x146x156	156	S355	0.78	4.69
P2010	4	PL 6x146x156	156	S355	0.78	3.11
		One assembly weight:			107.47	107.47
					Combined Total	**680.46**

ASSEMBLY: **PA.41** RHS120x60x4
Qty.: 1 pcs.
Scale - 1:10

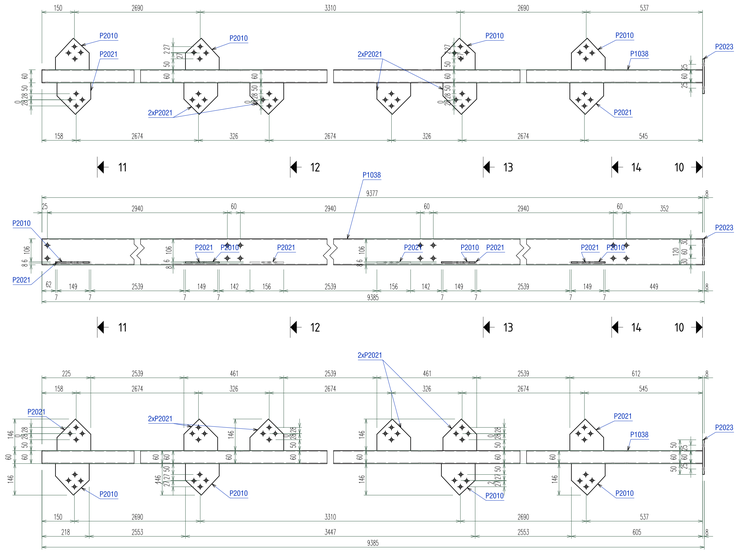

Sect. **11 - 11**
Scale 1:10

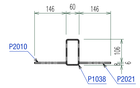

Sect. **12 - 12**
Scale 1:10

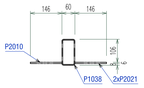

Sect. **13 - 13**
Scale 1:10

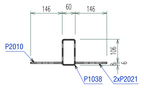

Sect. **14 - 14**
Scale 1:10

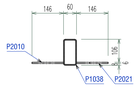

Sect. **10 - 10**
Scale 1:10

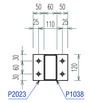

ASSEMBLY: **PA.42** RHS120x60x4
Qty.: 1 pcs.
Scale - 1:10

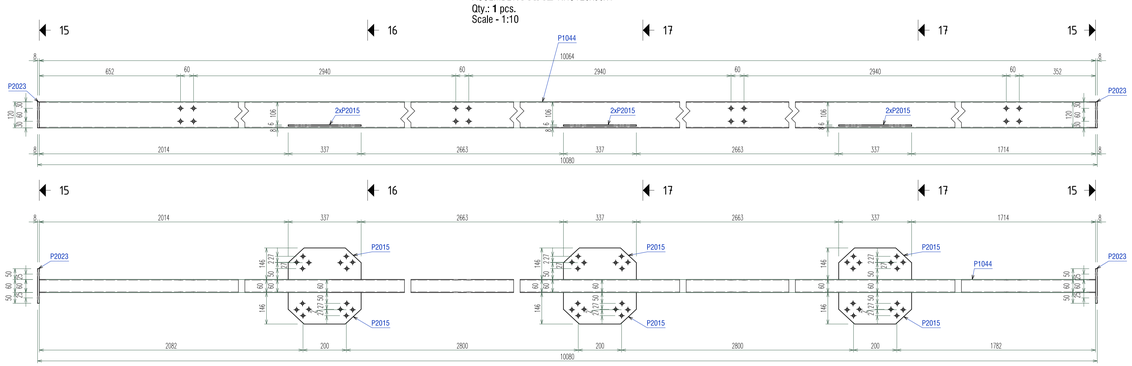

Sect. **16 - 16**
Scale 1:10

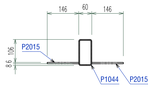

Sect. **17 - 17**
Scale 1:10

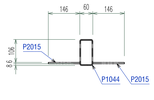

Sect. **15 - 15**
Scale 1:10

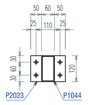

ASSEMBLY: **PA.43** RHS120x60x4
Qty.: 1 pcs.
Scale - 1:10

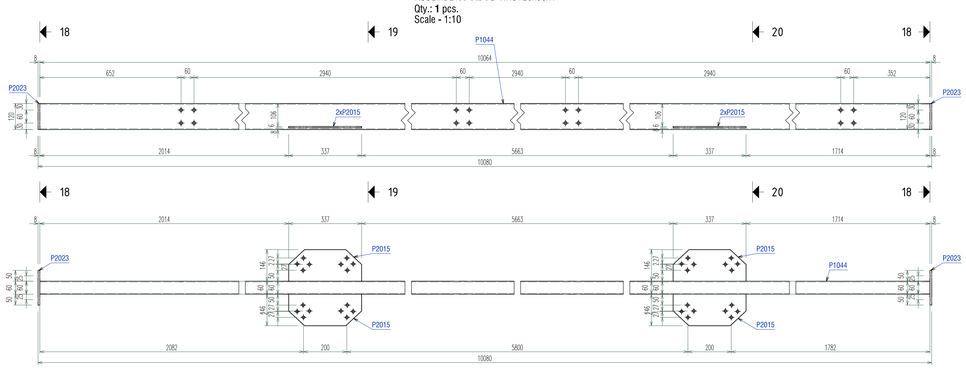

ASSEMBLY: **PA.44** RHS120x60x4
Qty.: 1 pcs.
Scale - 1:10

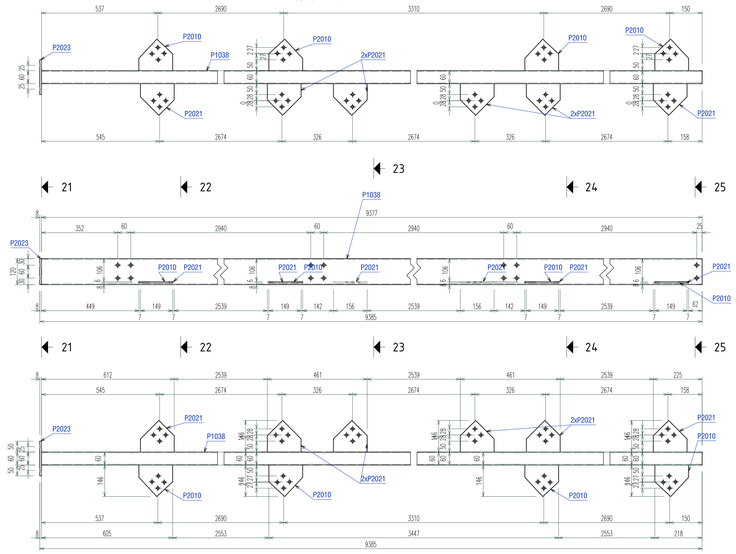

Sect. **19 - 19**
Scale 1:10

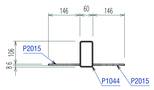

Sect. **20 - 20**
Scale 1:10

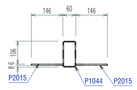

Sect. **18 - 18**
Scale 1:10

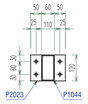

Sect. **21 - 21**
Scale 1:10

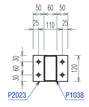

Sect. **22 - 22**
Scale 1:10

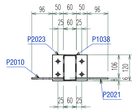

Sect. **23 - 23**
Scale 1:10

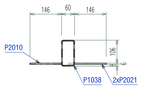

Sect. **24 - 24**
Scale 1:10

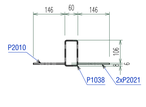

Sect. **25 - 25**
Scale 1:10

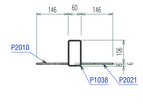

NOTE CONFECTIE METALICA

1. Condițiile tehnice de calitate vor respecta prevederile SR EN 1090-2: Executarea structurilor din oțel și aluminiu. Partea 2: Cerințe tehnice pentru structuri de oțel. Clasa de execuție a structurii metalice este **EXC 3**
2. Toleranțe la execuția în uzină a elementelor cu dimensiuni:
   - < 5.00m - 0.50mm / > 5.00m - 1.00mm
3. Nivelul de acceptare pentru îmbinările sudate este "B" pentru cordoanele de sudura în adancime sil "C" pentru cordoanele de sudura în relief, în conformitate cu normativul C150-1999.
4. Daca nu se specifica altfel în desen sudurile se vor executa în relief cu grosimea egala cu $0.7x t_{min}$, unde t_{min} reprezinta grosimea minima a elementelor care se sudeaza, pe toata lungimea de contact a acestora.
5. Placile de capat se vor suda cu sudura în adancime in K cu patrundere totala sau cu sudura in V sii resudarea radaciinii.
6. In sistemul de confectii montaj se va face obligatoriu preasamblarea tronsoanelor si se vor verifica dimensiunile ansamblului. Orice nepotivire de date sau de cote va fi semnalata proiectantului. Constructorul este direct raspunzator pentru asigurarea stabilitatii structurii pe durata montajului acestiia.
7. Toate cotele sunt date in mm, cu excepția cotelor de nivel care sunt date m.
8. Protecția anticoroziva a structurii metalice: ct. GP 121/1-2013. Clasa de corozivitate: **C2 - slaba**
   Pentru structuri deschise amplasate la exterior expuse precipitatiilor se recomanda zincarea termica. In cazul structurilor zincate termic, in elementele închise se prevad obligatoriu gauri de zincare.

MATERIALE CONFECTIE METALICA / *STEEL STRUCTURE MATERIALS:*

ELEMENT:	MATERIAL:	STANDARD:
OȚEL LAMINAT STRUCTURA METALICA *Structural steel*	**S355J0 (H) / S235JR (H)** - *laminate* **S350GD** - *profile cu pereti subiri*	SR EN 10025, SR EN 10210, SR EN 10219 SR EN 10162
ORGANE DE ASAMBLARE *Bolting assemblies*	**GR.10.9** -*cartiar filetate* **GR.10.9** -*complet filetate*	SREN 14399 EN ISO 4017
ȘURUBURI DE ANCORAJ *Anchor bolts*	**S355 gr.8.8** -*carcase suruburi* **gr.5.8** -*ancoraj chimic*	

MOMENTE DE STRAGERE PENTRU ORGANELE DE ASAMBLARE

Nr. crt.	Diametrul nominal	Grupa	MOMENT FINAL DE STRANGERE (Nm)	50%-70% DIN MOMENTUL FINAL DE STRANGERE (Nm)	Nr. crt.	Diametrul nominal	Grupa	MOMENT FINAL DE STRANGERE (Nm)	50%-70% DIN MOMENTUL FINAL DE STRANGERE (Nm)
1	M12	10.9	100	50-70	5	M24	10.9	800	400-560
2	M16	10.9	250	125-175	6	M27	10.9	1250	625-875
3	M20	10.9	450	225-315	7	M30	10.9	1650	825-1155
4	M22	10.9	650	312-437					

LEGENDA DENUMIRI PROFILE SI TABLE / PROFILES & PLATES NAMES:

RHS, Tv.	- Teava patrata/rectangulara (Square/rectangular hollow section)
RO, Tv.Ø, RHSØ	- Teava rotunda (Circular hollow section)
FL	- Platbanda (Flat bar)
L, LNP	- Cornier (Angle profile)
U, UNP, LPE	- Profil U (Channel profile)
I, IPE, IPN	- Profil I (I profile)
HEA, HEB	- Profil I cu talpi late (Wide flanges I profile)
C, Z	- Profil C sau Z format la rece (Cold-rolled C or Z profile)
TG, PL	- Tabla groasa (Thick plate)
RD	- Bara din otel rotund (Round bar)

INCADRARI ALE INVESTITIEI	
CATEGORIA DE IMPORTANTA "NF-01-E-TREST"	C
CLASA DE IMPORTANTA "NP-074-2007"	II
GRADUL DE REZISTENTA LA FOC "NP 017-2000"	II

PROIECTANT GENERAL /		PROIECT	FAZA
PRO EXPERT DESIGN SRL Adresa: str. Mălăiești, nr.7, corp B, etajul 1, ap1, 110, Mun. Suceava, Jud. Suceava ORC/J22 : J25 / 477 / 2004 ; J25/647/16 tel/fax/mob : 0230 523 257 ; 0742 257 800 ; 0745 530 530 e-mail : office@proexpertdesign.ro ; proiectare@proexpertdesign.ro cod IBAN : RO36BRDE450SV01235454450 - BRD Suceava		PROIECT PRD 649/2022	**EXTINDEREA PE VERTICALA (MANSARDARE) SI DOTARE A CLADIRII SCOLII GIMNAZIALE MIRON COSTIN SI ADAPTAREA SISTEMULUI DE EDUCATIE LA EVOLUTIA TEHNOLOGICA**	**P.T.**
PROIECTANT STRUCTURA		ÎMPLASAMENT	BENEFICIAR	
ALCO INGINERIE Str. Ion Creanga, bl. 2, Sc. A, Ap. 3, Et. 2, Municipiul Suceava, Jud. Suceava +40 0745 806 206 ; alcoingineria@yahoo.com www.alcoingineria.ro	COD DOCUMENT DE SPECIALITATE ALCO 128	Intrada Pandi nr. 10, Mun. Suceava, Jud. Suceava	**PRIMARIA MUNICIPIULUI SUCEAVA** B-dul 1 Mai, Nr. 10, Mun. Suceava, Jud. Suceava	
RESPONSABILITATI:			**SPECIALITATEA STRUCTURA**	
SEF PROIECT	arh. M. Ulianovschi			
PROIECTAT	Ing. Coca Alexandru		TITLU PLANSA	
DESENAT	Ing. Coca Alexandru		**DETALII UZINARE SUBANSAMBLURI PA.39-PA.44**	
VERIFICAT				
VERIFICARE M.D.L.P.A.				
VERIFICATOR ing. Ion Grigore	DOMENIUL DE VERIFICARE A2		SCARA DE REDACTARE: 1:10	DATA INTOCMIRII: 10/2023	NR. PLANSA: **RM-133**
			REVIZIA	DATA	